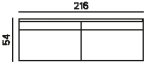


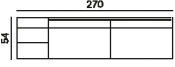
FINITURE STRUTTURA, FRONTALI E TOP SIR / STRUCTURE, FRONT AND SIR TOP FINISHES

L/W 216 P/D 40,3 H 54 cm L/W 270 P/D 40,3 H 54 cm L/W 216 P/D 51,5 H 66 cm L/W 216 P/D 51,5 H 90 cm

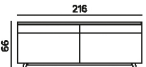
S01



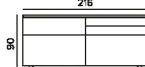
S02



S03

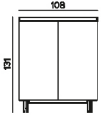


S04



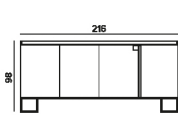
L/W 108 P/D 40,3 H 131 cm

S05



L/W 216 P/D 51,5 H 98 cm

S06



MT VONE



MT NAM
Noce ambra
Amber walnut

MT PREMIUM MATERICO - TEXTURE



MT CIVV
Canvas



MT ALP
Alpeca

MT PREMIUM MATERICO OPACO - MATT TEXTURED



MT OC BG
Bianco gesso
Chalk white



MT OC MP
Madreperla
Mother of pearl



MT OC ARN
Arena



MT OC BA
Basalto
Basalt



MT OC AN
Antracite
Anthracite

MT PREMIUM MATERICO ESSENZA - TEXTURED WOOD



MT RSB
Rovere sabbia
Sand oak



MT RMK
Rovere mocha
Mocha oak



MT RC
Rovere carbone
Coal oak



MT RT
Rovere termocotto
Heat-treated oak



MT FO
Frassino orientale
Eastern ash



MT RNC
Nodato chiaro
Light knotted



MT RNS
Nodato scuro
Dark knotted



MT RNN
Rovere nodato naturale
Natural oak knotted

MT PREMIUM MATERICO NODATO - KNOTTED TEXTURED

MT PREMIUM MATERICO PORO APERTO OPEN - PORE TEXTURED



MT PA BG
Bianco gesso
Chalk white



MT PA MP
Madreperla
Mother of pearl

MT PREMIUM MATERICO CEMENTO - TEXTURED CEMENT



MT CC
Cemento chiaro
Light cement



MT CV
Cemento cave
Cava cement



MT CS
Cemento scuro
Dark cement

MT SPECIAL MATERICO - TEXTURED



MT INT C
Intreccio chiaro
Light intreccio



MT INT S
Intreccio scuro
Dark intreccio



MT PSC
Piastrella chiara
Light piastrella



MT PSS
Piastrella scura
Dark piastrella



MT GR
Graniglia
Gravel grey



MT OBR
Ossido brunito
Burnished oxide



MT PG
Paglie Grigio
Grey straw



MT PB
Paglie Bronzo
Bronze straw



MT MB
Maya bronzo

Intreccio chiaro e scuro non disponibili per Top Sir./ Dark and light intreccio not available for Sir top.

LEGGNO - WOOD



LGN RSB
Rovere sabbia
Sand oak



LGN RMK
Rovere mocha
Mocha oak



LGN RC
Rovere carbone
Coal oak



LGN RT
Rovere termocotto
Heat-treated oak

I legni sono disponibili solo per i frontali e top Sir.
Wooden finishes only available for fronts and Sir tops.

LACCATI METALLIZZATI - METALLIC LACQUERED



OCM 090
Bronzo
Bronze



OCM 091
Ghisa
Cast iron



OCM 092
Ottone
Brass

LACCATI PORO APERTO LACQUERS OPEN PORE



PA
Laccati poro aperte (vedi pag. 436)
Open-pore lacquers (see page 436)

LACCATI LACQUERS



OC - LC
Colori laccati opachi e lucidi a campionario (vedi pag. 436)
Choice of matt and gloss lacquer colours from our range (see page 436)

Elemento Sir non disponibile in laccato lucido.
Sir element not available in glass lacquer colors.

FINITURE BASAMENTO / BASE FINISHES

DI SERIE STANDARD



Antracite 160
Anthracite 160

LACCATI OPACHI MATT LACQUERS



OC
Colori laccati opachi a campionario (vedi pag. 436)
Choice of matt lacquer colours from our range (see page 436)

FINITURE BASAMENTO TRACKS / BASE TRACKS FINISHES



Antracite 160
Anthracite 160



Ottone
Brass

Basamento e gambe finitura antracite, piedino regolabile finitura ottone. Base and legs in anthracite finish, brass finish adjustable foot.