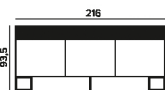
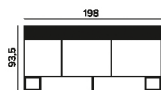


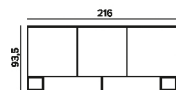
L/W 216 P/D 51 H 93,5 cm



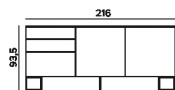
L/W 198 P/D 51 H 93,5 cm



L/W 216 P/D 51 H 93,5 cm



L/W 216 P/D 51 H 93,5 cm



Per altre composizioni vedi listino prezzi.  
For other configurations see the price list.

**FINITURE STRUTTURA E FRONTALI / STRUCTURE AND DOOR FINISHES**

**MT /VONE**



**MT NAM**  
Noce ambr  
Amber walnut



**MT CNV**  
Canvas



**MT ALP**  
Alpaca



**MT OC BG**  
Bianco gesso  
Chalk white



**MT OC MP**  
Madreperla  
Mother of pearl



**MT OC ARN**  
Arena



**MT OC BA**  
Basalto  
Basalt



**MT OC AN**  
Antracite  
Anthracite

**MT PREMIUM MATERICO - TEXTURE**

**MT PREMIUM MATERICO OPACO - MATT TEXTURED**

**MT PREMIUM MATERICO ESSENZA - TEXTURED WOOD**



**MT RSB**  
Rovere sabbia  
Sand oak



**MT RMO**  
Rovere mocha  
Mocha oak



**MT RC**  
Rovere carbone  
Coal oak



**MT RT**  
Rovere termocotta  
Heat-treated oak



**MT FO**  
Frassino orientale  
Eastern ash



**MT RNC**  
Nodato chiaro  
Light knotted



**MT RNS**  
Nodato scuro  
Dark knotted



**MT RNN**  
Rovere nodato naturale  
Natural oak knotted

**MT PREMIUM MATERICO NODATO - KNOTTED TEXTURED**

**MT PREMIUM MATERICO PORO APERTO - OPEN PORE TEXTURED**



**MT PA BG**  
Bianco gesso  
Chalk white



**MT PA MP**  
Madreperla  
Mother of pearl



**MT CC**  
Cemento chiaro  
Light cement



**MT CV**  
Cemento cave  
Cave cement



**MT CS**  
Cemento scuro  
Dark cement

**MT PREMIUM MATERICO CEMENTO - TEXTURED CEMENT**

**MT SPECIAL MATERICO - TEXTURED**



**MT INT C**  
Intreccio chiaro  
Light Intreccio



**MT INT S**  
Intreccio scuro  
Dark Intreccio



**MT PSC**  
Plasentina chiara  
Light plasentina



**MT PSS**  
Plasentina scura  
Dark plasentina



**MT GR**  
Grigia  
Gravel grey



**MT OBR**  
Ossido brunito  
Burnished oxide



**MT PG**  
Paglia Grigio  
Grey straw



**MT PB**  
Paglia Bronzo  
Bronze straw



**MT MB**  
Maya bronzo

**LACCATI METALLIZZATI - METALLIC LACQUERED**



**OCM 090**  
Bronzo  
Bronze



**OCM 091**  
Ghisa  
Cast iron



**OCM 092**  
Ottone  
Brass

**LACCATI PORO APERTO  
LACQUERS OPEN PORE**



**PA**  
Laccati poro aperto (vedi pag. 436)  
Open-pore lacquers (see page 436)

**LACCATI OPACHI O LUCIDI  
MATT OR GLOSS LACQUERS**



**OC - LC**  
Colori laccati opachi e lucidi a campionario (vedi pag. 436)  
Choice of matt and gloss lacquer colours from our range (see page 436)

**LEGNO - WOOD**



**LGN CRSB**  
Rovere sabbia  
canettà  
Reeded sand  
oak



**LGN CRMO**  
Rovere mocha  
canettà  
Reeded mocha  
oak



**LGN CRC**  
Rovere carbone  
canettà  
Reeded coal  
oak

Legno disponibile solo per i frontali.  
Wooden finishes only available for doors.

**FINITURE BASAMENTO E PROFILO / BASE AND PROFIL FINISHES**

**DI SERIE - STANDARD**



**Antracite 160**  
Anthracite 160

**LACCATI OPACHI  
MATT LACQUERS**



**OC**  
Colori laccati opachi a campionario (vedi pag. 436)  
Choice of matt lacquer colours from our range (see page 436)