

Transforming Moods



2022

GLO[®]
BEN
LIGHTING



Transforming Moods

That is what we want our lamps to do. The same feeling you have when your child takes her first steps, when you wake up to a sunny day or when you have butterflies in your stomach. In life, we have all these magical experiences and memories that transform our moods and creates a feeling of well-being. That is the place we want to bring you to when you have one of our products in your surroundings.

We have had quality, design and a mood-changing feeling in focus since 1983. We have from this time been operating in the Swedish countryside in the village Svenljunga. We like it here and are proud of our origin. We bring the world to our place with many different trends and a large spectrum of functions into our lamps. The foundation of our design is varied, modern, exciting and creative. Our innovative and trendsetting product range is mainly designed in-house.

With several lamp classics during the years, Globen Lighting has become one of Scandinavia's leading brands in lighting, and we are still growing. We believe that it is because of our feeling and passion for lamps. A lamp to us is something much more than a provider of light – in our world, a lamp forms and changes a state of mind. Something that surprises you every day. It is a central accent in the room and outdoor space that takes you to the place you want to be at right now. It transforms your mood.



IN-HOUSE DESIGN & PRODUCT RANGE

Swedish Design

We design almost all of our lamps in-house at our headquarters in Svenljunga. In addition, we also cooperate with several external established designers who speak the same design language as we do. All of our designers have their style which contributes to a wide product range where there is something for many preferences and interior styles. When having a lamp from Globen Lighting, you will feel the soul behind its design.

Product Focus & Product Range

When working on our product range, we focus on many different areas. There are lighting both well suited for the home environment such as for the public area. Our versatile product range consists today of several different types of products: pendants, plafoneers, wall lamps, floor lamps, bathroom- outdoor- and holiday lighting, as well as bulbs and accessories.

Are you curious to know more about our design and full product range, please visit www.globenlighting.com

MEET OUR DESIGNERS

GL Design Studio



Sometimes, Globen Lighting's design team GL Design Studio, gets ideas that they bring to life together. Their primary focus is to create lighting that appeals to several people in terms of different trends and functions. They are always trying to elaborate the design by using new materials and working with different trends when developing products.





MEET OUR DESIGNERS



Alexander
Meyenberg Hall



Alexander Patrick Meyenberg Hall's (Patrick Hall) core idea with his design is innovative thinking with a focus on graceful simplicity. Alexander's design has been represented in many homes and public areas around the world, among these products some of them are the popular lamp series Ray, Torrano and Hubble.



MEET OUR DESIGNERS



Erika Norén



Erika has a great eye for colour, shape and design and with her creative skills she creates with both her hands and with digital tools. To Erika, sustainability is an important aspect, her design is based on simplicity and contemporary trends with influences from the shapes and colours of nature and different parts of the world.



MEET OUR DESIGNERS



Mikael Holvik



Mikael has always been passionate about creating. When he looks at the outcome of a design idea, you can truly view the sparkling in his eyes. His design is playful, innovative and likeable to many. He mixes contemporary elements with trends and has an eye for details and leaves nothing to the chance. When he gets a vision he makes sure that the result will be just right.

MEET OUR DESIGNERS



Malin Lundmark

Malin designs functional products with a poetic and playful approach where the everyday life often is a big source of inspiration. In her creations she mixes fantasy and playfulness with technical solutions that together create unexpected experiences in her products.



Mimmi T. Silesius

Mimmi is a multi-faceted designer with a background in art, glass and design. Mimmi is i.a. educated at Kosta Glasskola and is one of the designers behind the design duo Omaka Design. Her design is based on an organic, round and soft design language, which is also reflected in the lamp series Nog for Globen Lighting.



WIS Design

WIS Design is a Swedish design duo with Lisa Widén and Anna Wallin Ilinarchos. Their design is often characterized by a poetic and playful expression, where function and decoration work together to make that "little extra" to all the objects that surround us in our everyday lives.



Anna Landerholm

Design is a big passion for Anna and she enjoys finding inspiration from older days, often through architecture, ornamentation and scenography in old movies. The straight lines from ArtDeco, symmetry and geometric shapes are attributes you can find in her Astoria series designed for Globen Lighting.




Roger Persson

Roger is an industrial designer living in Gothenburg. Since 2009, he runs his own design studio Roger Persson Design, where he mainly design furniture and lighting. Rogers's design is based on simplicity, clarity and a timeless expression which you can view in his lamp series such as DOT and Cuboza.



Joakim Thedin

Joakim's design focuses on innovation and smart solutions and is often based on the sculptural form of the lamp. The same is true with his newer lamp series for Globen Lighting, Nero and Roccia.



CONTRACTS & PRIVATE LABEL

In addition to our standardized product range, we offer custom-made lighting for contracts and private label articles for retailers. If you want anything from our standardized product range but desire to change any detail, we can easily modify the products. We can also produce unique lighting fixtures for your project or business.

We take full responsibility for the design and manufacturing of the lighting fixtures. Besides this, we offer high-quality lighting with flexible deliveries, different transport options, and adequate EU certifications. The production takes place in our factory, which empowers us to be flexible and competitive. The three main concepts that we offer are:


Standardized products

Modified products

Customized products

Examples of projects we deliver to are hotels, restaurants, offices, lighting for entire store concepts, hospitals, libraries, products for retailer business, and many more.

For references and full product range, please visit www.globenlighting.com



STANDARDIZED

Our standardized product range has a creative, mood-changing and unique feeling. The vast majority of these products are designed in-house at our Head office and stocked in our warehouse in southern Sweden for single-piece. The products are usually available for immediate dispatch for smaller quantities up to 50 pieces, the lead time for larger volumes is 2-3 months unless we hold them in stock.

Restaurant Lily Lee, Finland

The wall lamp Ester in this project by Franz Design. Photo by Suvi Laine.



MODIFIED

You can personalize our standardized products already at low volumes to completely fit your specific request. These changes could suggest factors such as changes in colour, size or cable length. Moreover, it can also imply major contractual changes, such as added reading arm, built-in USB port, added light sources or other preferred features. The delivery time for modified products is roughly 2-3 months.

Private label Ellos Home, Borås

The pendant Flower, made of the same paper from the Tropez series.



CUSTOMIZED

We can provide fully customized lighting fixtures according to your detailed design- and technical needs. Our in-house designers are ready to assist you, but you can also provide your ideas and sketches, which we then realize. We produce all types of material in our factory, there are no boundaries to any specific construction or material. The delivery time for customized products is roughly 3-4 months.

Private label Svedbergs, Dalstorp

The mini pendant Cylinder, a beautiful interior detail for bathrooms.



SELECTED HIGHLIGHTS

Welcome to our lighting world! The majority of our mood changing product range can be found in this catalogue. You can view many selected pieces that vary in terms of type and style, we believe we have something for everyone.

New

MAMMUT
by GL Design Studio



5203-02

5203-06

5203-11

MAMMUT
Marble/Glass | W 28 D 28 H 25
1 pcs | 1xE27 | Max 60W | Rec. L116

MAMMUT

Mammut is an exclusive and playful table lamp with its chubby legs and large glass shade. Its sculptural shape gives it a robust feeling and a decorative look. Mammut is available with a lamp base in either polished and solid travertine, or polished and solid marble in black or brown. The lamp base is matched with a round matt white and flattened slightly oversized glass, which creates a playful expression.





TORRANO
by Patrick Hall

New



5205-08 5205-06 5205-03 5205-11 5205-10

TORRANO
Marble/Glass/Metal | W 20 D 20 H 53
1 pcs | 1xEl4 | Max 40W | Rec. L167

TORRANO

Torrano in solid marble is a luxurious interior detail for the home. The round shape contrasts in an interesting way to the stable stone.



TORRANO
by Patrick Hall



TORRANO 15

Marble/Glass/Metal | W 15 D 15 H 40
4 pcs | |xE14 | Max 40W | Rec. L169



TORRANO 30

Marble/Glass/Metal | W 30 D 30 H 60
1 pcs | xE27 | Max 60W | Rec. L224



TORRANO floor lamp is suitable to stand beside the sofa or in a corner where you want to light up a little extra. The lamp has a pull switch on the glass globe.



TORRANO 13 IP44
Marble/Glass | W 13 D 13 H 11,5
4 pcs | 1xG9 | Max 8W | Rec. L58



TORRANO
Marble/Glass/Metal | W 30 D 30 H 145
1 pcs | 1xE27 | Max 60W | Rec. L143

CANNES
by Patrick Hall



4234-11

4234-03



4234-08

4234-10

CANNES
Metal | W 30 D 30 H 40
4 pcs | 1xE27 | Max 60W | Rec. L115





MATISSE
by Patrick Hall



7502-11



7502-63

MATISSE

Metal/Textile | W 60 D 60 H 18

8 pcs | 1xE27 | Max 60W | Rec. E112



7602-11




7602-63

MATISSE

Textile/Metal | W 60 D 60 H 39

4 pcs | 3xE27 | Max 60W | Rec. L224



MATISSE
by Patrick Hall



7302-11




7302-63

MATISSE
Textile/Metal | W 34 D 15 H 28
1 pcs | 1xE14 | Max 40W | Rec. L167



7202-11

MATISSE
Textile/Metal/Marble | W 36 D 36 H 49
1 pcs | 1xE27 | Max 60W | Rec. L224



7002-11

MATISSE
Marble/Metal/Textile | W 60 D 60 H 150
1 pcs | 1xE27 | Max 60W | Rec. L143



FUNGO SPECIAL EDITION
by GL Design Studio



6212-55

FUNGO 30 SPECIAL EDITION
Glass/Metal | W 30 D 30 H 42
4 pcs | 1xE14 | Max 40W | Rec. L117



6112-55

FUNGO 16 SPECIAL EDITION
Glass/Metal | W 16 D 16 H 20
6 pcs | 1xE14 | Max 25W | Rec. L174

FUNGO SPECIAL EDITION

Inspired by the forest comes this table lamp pictured like a mushroom. It is made of clear bubbled glass with a ribbed foot. The ribbed glass goes all way up under the hat like the discs on an agaric mushroom.

FUNGO
by GL Design Studio



6214-02

FUNGO 22

Glass | W 22 D 22 H 30
4 pcs | 1xE14 | Max 25W | Rec. L118



6114-02

FUNGO 16

Glass | W 16 D 16 H 20
6 pcs | 1xE14 | Max 25W | Rec. L118

FUNGO

Fungo has a beautiful white glass with swirls of light brown caramel colour and is available in two sizes. It provides comfortable soft light and works well in a bookshelf or on a side table.



DOT
by Roger Persson



6443-56



6443-06



6443-08



6443-55

DOT II
Glass/Wood | W 11 D 11 H 15
12 pcs | 1xE14 | Max 40W | Rec. L175/L222



6543-56



6543-06



6543-08



6453-55

DOT 23
Glass/Wood | W 15 D 15 H 22,5
8 pcs | 1xE27 | Max 60W | Rec. L184/L224



ANNA
by Mikael Holvik



7518-20

7718-20

ANNA 35
Cotton | W 35 D 35 H 20
1 pcs | 1xE27 | Max 60W | Rec. L215

ANNA 50
Cotton | W 50 D 50 H 28
1 pcs | 1xE27 | Max 60W | Rec. L210

New

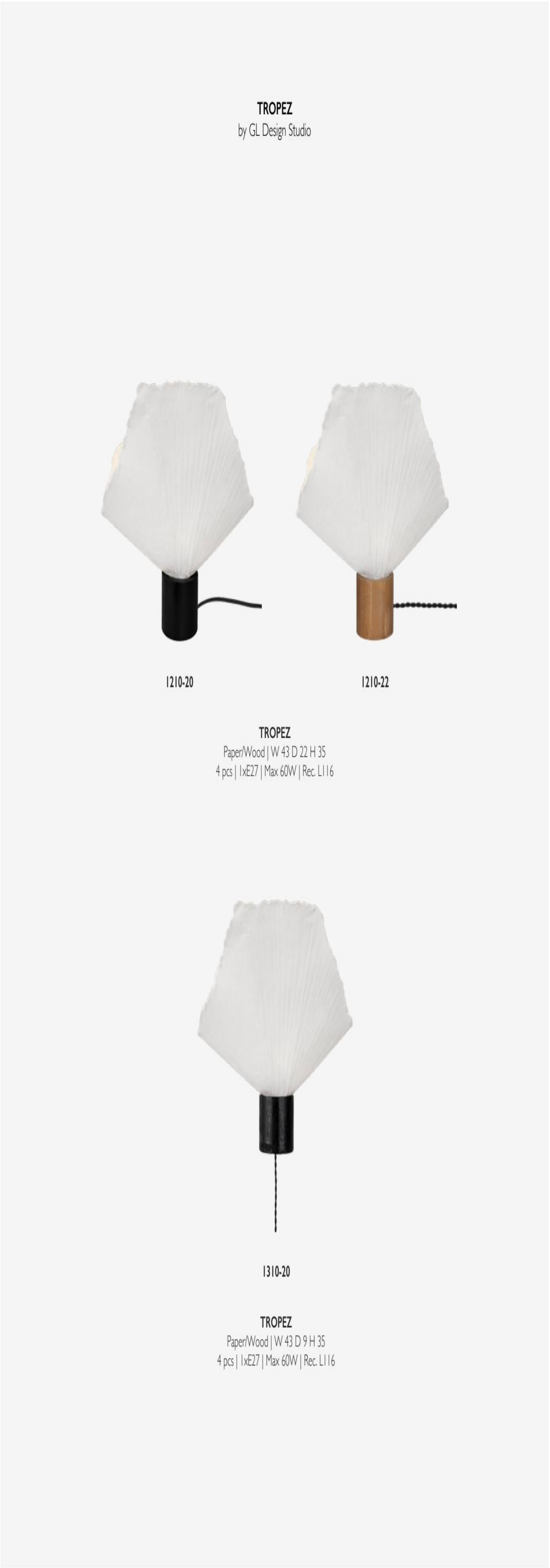



7218-06

7218-20

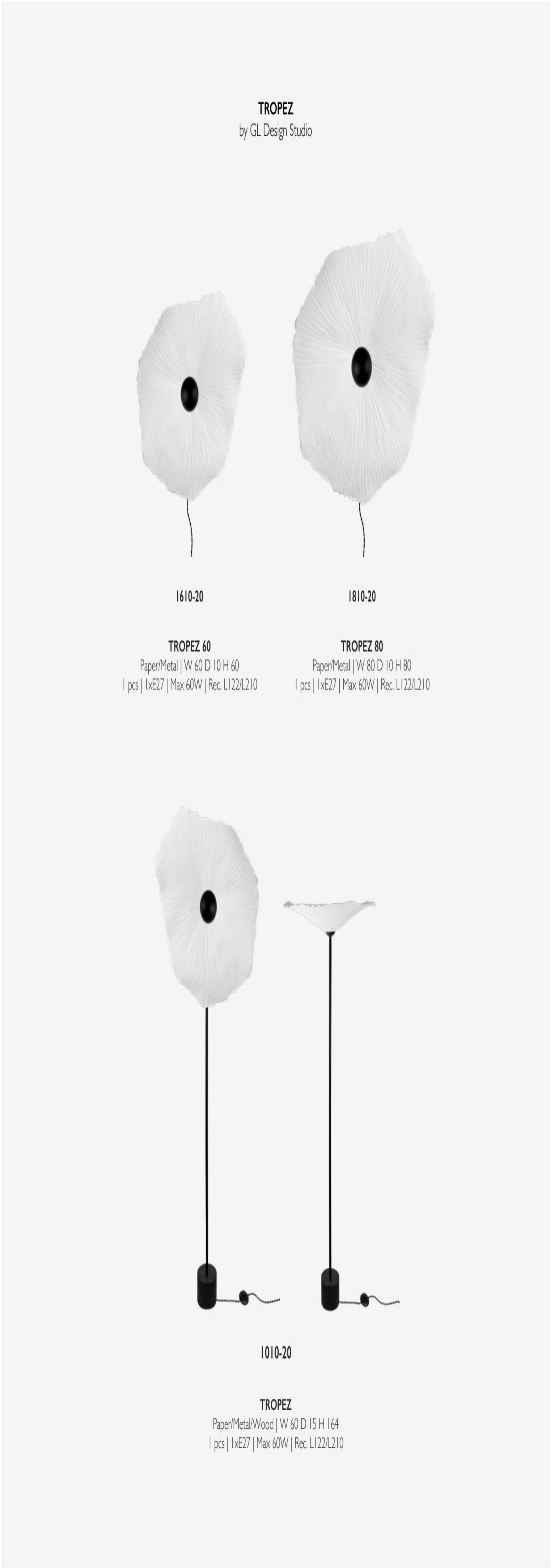
ANNA 35
Cotton | W 35 D 35 H 32
1 pcs | 1xE27 | Max 60W | Rec. L215







TROPEZ makes us think of the Mediterranean and the French Riviera, partly due to its material and partly to its shape reminding of a big beautiful floppy sun hat. Tropez is made of Papier-maché, French for chewed paper, ie paper and glue. The paper is unbleached.



TROPEZ
by GL Design Studio



1610-20

1810-20

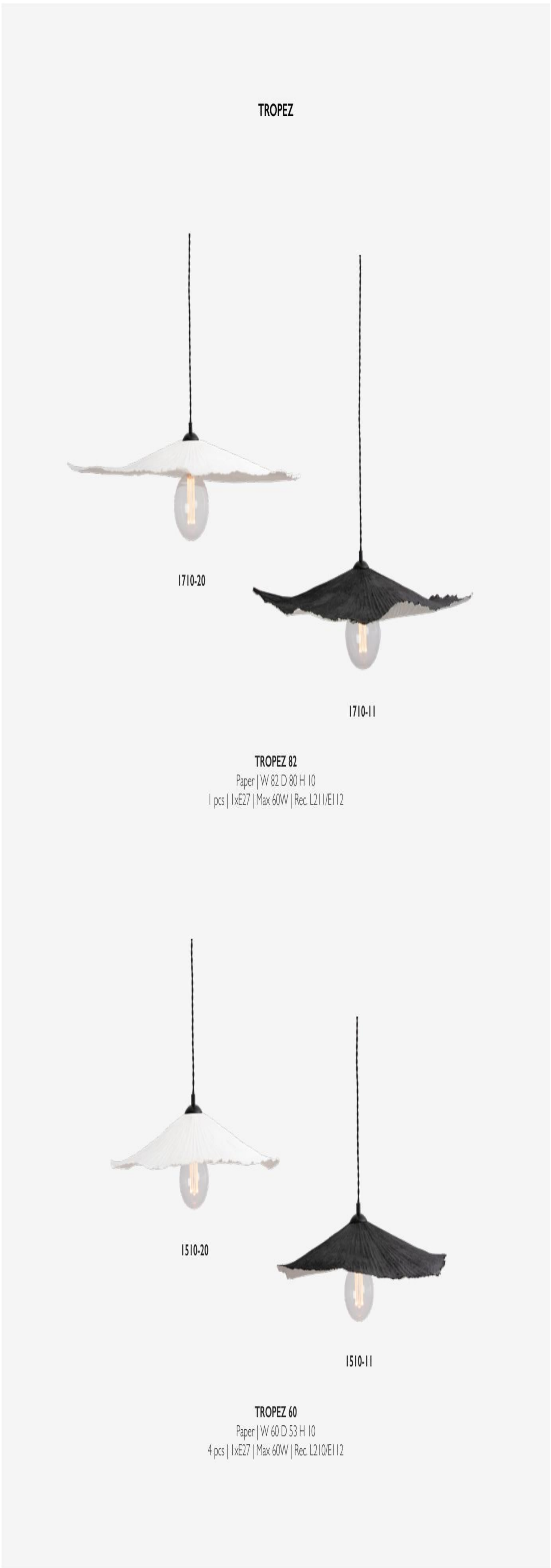
TROPEZ 60
Paper/Metal | W 60 D 10 H 60
1 pcs | 1xE27 | Max 60W | Rec. L122/L210

TROPEZ 80
Paper/Metal | W 80 D 10 H 80
1 pcs | 1xE27 | Max 60W | Rec. L122/L210



1010-20

TROPEZ
Paper/Metal/Wood | W 60 D 15 H 164
1 pcs | 1xE27 | Max 60W | Rec. L122/L210



MACHÉ
by GL Design Studio



1547-08

1547-02

MACHÉ 30
Paper | W 30 D 30 H 22
4 pcs | 1xE27 | Max 60W | Rec. L215



1747-08

1747-02

MACHÉ 50
Paper | W 50 D 50 H 35
1 pcs | 1xE27 | Max 60W | Rec. L210





LINNEA
by GL Design Studio



1431-20 1431-11

LINNEA 16
Paper/Wood | W 16 D 16 H 13
12 pcs | 1xE14 | Max 40W | Rec. L160



1531-20 1531-11

LINNEA 40
Paper/Wood | W 40 D 40 H 26
1 pcs | 1xE27 | Max 60W | Rec. E112

ARUBA
by GL Design Studio



1300-20

1300-06

ARUBA
Rattan | W 50 D 5 H 50
4 pcs | 9,9W integrated LED included
N.B. not dimmable

ARUBA

A warm sea breeze, white beaches and pink flamingos wandering in the water's edge. A luxurious bohemian bungalow above the perfect turquoise water, this is exactly where the inspiration for the wall lamp Aruba was taken.





YOKOHAMA
by Erika Norén



7505-08

YOKOHAMA 30
Textile/Rattan | W 30 D 30 H 28
1 pcs | 1xE27 | Max 60W | Rec. L203



7705-08

YOKOHAMA 50
Textile/Rattan | W 50 D 50 H 38
1 pcs | 1xE27 | Max 60W | Rec. L203



7205-08

YOKOHAMA 30
Textile/Rattan | W 30 D 30 H 29
1 pcs | 1xE27 | Max 60W | Rec. L203

BORNEO
by GL Design Studio



1541-20

BORNEO 43 (SHADE)
Rattan/Linen | W 43 D 43 H 26
1 pcs | 1xE27 ring bracket
(Suspension/Lightsource excluded)



1741-20

BORNEO 55 (SHADE)
Rattan/Linen | W 55 D 55 H 35
1 pcs | 1xE27 ring bracket
(Suspension/Lightsource excluded)



1241-20

BORNEO 30
Rattan/Linnen | W 30 D 30 H 37
1 pcs | 1xE27 | Max 60W | Rec. L203



1041-20

BORNEO 50
Rattan/Linnen | W 50 D 50 H 48
1 pcs | 1xE27 | Max 60W | Rec. L204/L220



KYOTO
by Mikael Holvik



I506-08

KYOTO 45
Paper/Metal | W 45 D 45 H 47
2 pcs | 1xE27 | Max 60W | Rec. L143




I706-08

KYOTO 60
Paper/Metal | W 60 D 60 H 60
2 pcs | 1xE27 | Max 60W | Rec. L143

KYOTO

With inspiration from Asia and the traditional rice lamp, Kyoto, a rice lamp with a modern expression, was created. The designer Mikael wanted to create a modern variant of the rice lamp and found the beautiful shape in a spinning toy from his childhood, the perfect combination of form and material. The thin white rice paper creates a soft light and at the bottom hangs a decorative black metal stick with a little weight in it.





MASSI
by Mikael Holvik



3206-10



3206-11

MASSI 40
Ceramics/Cotton | W 40 D 40 H 56
1 pcs | 1xE27 | Max 60W | Rec. L1 I 6

MASSI

Massi with its irregular shape and structure creates a trendy look. The lamp base is made of powder-coated ceramic, which gives an organic and interesting expression.

HUBBLE
by Patrick Hall



HUBBLE 15
Polyresin/Glass | W 15 D 15 H 23,5
4 pcs | 1xE14 | Max 40W | Rec. L118

HUBBLE 15
Polyresin/Glass | W 15 D 15 H 23,5
4 pcs | 1xE14 | Max 40W | Rec. L118



HUBBLE 22
Polyresin/Glass | W 22 D 22 H 32
2 pcs | 1xE27 | Max 60W | Rec. L116

HUBBLE 22
Wood/Glass | W 22 D 22 H 32
2 pcs | 1xE27 | Max 60W | Rec. L116

HUBBLE

Hubble is an easily placed lamp with a decorative ribbed lamp base. It becomes a lovely eye-catcher on the sideboard or in the bookshelf.



New

WILLOW & OLIVIA
by GL Design Studio




7847-08

OLIVIA 30
Linen | W 30 D 30 H 12
12 pcs | 1xE14




7848-08

OLIVIA 35
Linen | W 35 D 35 H 12
12 pcs | 1xE14



1147-06

WILLOW 38
Wood | W 11 D 11 H 38
4 pcs | 1xE14 | Max 40W | Rec. L118/L160



1247-06

WILLOW 48
Wood | W 11 D 11 H 48
4 pcs | 1xE14 | Max 40W | Rec. L118/L160





LEWIS
by GL Design Studio



LEWIS 30 Glass W 30 D 30 H 35 1 pcs 1xE27 Max 60W Rec. L143	LEWIS 20 Glass W 20 D 20 H 34 1 pcs 1xE14 Max 40W Rec. L167
--	--

LEWIS

The lamp series Lewis with its mouth-blown glass has taken inspiration from the hip 60s. Imagine a living room with a bookshelf system and dull colours such as moss green, blue and brown. This lamp provides a pleasant light on a sideboard, and the black stripes also creates an expressive look when the light is on.



CONTUR
by GL Design Studio

New



6222-11

CONTUR 20
Metal/Glass | W 20 D 20 H 25
1 pcs | 1xE14 | Max 40W | Rec. L118



9913-11

CONTUR 25 IP44
Metal/Glass | W 25 D 25 H 38
1 pcs | 1xE27 | Max 60W | IP44 | Rec. L143



9912-11

CONTUR 15 IP44
Metal/Glass | W 15 D 19 H 25
4 pcs | 1xE14 | Max 40W | Rec. L160

COBBLER
by GL Design Studio

New



6713-55

6713-56

COBBLER 3

Glass/Metal | W 91 D 25 H 120
1 pcs | 3xE27 | Max 60W | Rec. L215/L203



6613-08

6613-55

6613-56

COBBLER 25

Glass/Metal | W 25 D 25 H 19
4 pcs | 1xE27 | Max 60W | Rec. L215/L203



6413-08

6413-55

6413-56

COBBLER 25

Glass/Metal | W 25 D 25 H 13
8 pcs | 1xE27 | Max 60W | Rec. L215 / L203





ESTER
by Mikael Holvik



6318-55

ESTER
Glass/Metal | W 14 D 14 H 44
8 pcs | 1xE14 | Max 40W | Rec. L60



6218-55

ESTER
Glass/Metal | W 9 D 9 H 42
4 pcs | 1xE14 | Max 40W | Rec. L60



6218-55

ESTER

This pretty little wall lamp is inspired by the turn of the century and the atmospheric classic oil lamps by that time – with its beautiful rifled clear glass and details in brass coloured metal, as well as the classic tubular glass over the light source.

JUDITH
by Erika Norén



6132-55

6132-03

6132-06

JUDITH

Glass/Textile | W 30 D 30 H 28
1 pcs | 1xE14 | Max 40W | Rec. L118

JUDITH

Judith is a classic table lamp with a modern touch. The lamp base is made of brown glass and has a lamp holder in black metal that matches the black cable. The included white lampshade made of textile becomes a decorative detail with its waving shape.





New

ALVA
by GL Design Studio



3515-08



3515-02



3515-58

ALVA 30
Ceramic/Metal | W 30 D 30 H 15
1 pcs | 1xE27 | Max 60W | Rec. L210/E112

ALVA

Homemade bread, handcrafts and cultivation. Alva takes us back in time to our grandmothers who did most things from scratch. This lamp is made of hand-painted ceramic.

DISC



DISC 22
Metal | W 22 D 22 H 15
8 pcs | 1xE27 | Max 60W | Rec.L212/L202



DISC 40
Metal | W 40 D 40 H 13
4 pcs | 1xE27 | Max 60W | Rec. L210/L204




DISC
Metal | W 22 D 40 H 20
8 pcs | 1xE27 | Max 60W | Rec. L212/L202

DISC
Metal | W 22 D 40 H 20
8 pcs | 1xE27 | Max 60W | Rec. L212/L202



ORBIT
by GL Design Studio




2008-50

2008-11

ORBIT
Metal | W 30 D 16 H 140
1 pcs | 1xE14 | Max 40W | Rec. L176

ORBIT

Orbit with its indirect light becomes a pleasant detail in the room. The matt lacquered shades are made of metal and are mounted on an elegant metal stick and a cylindric base in black metal.



ORBIT



2208-50

2208-11

ORBIT

Metal/Marble | W 30 D 16 H 32
1 pcs | 1xE14 | Max 25W | Rec. L176/L200



2308-50

2308-11


ORBIT

Metal | W 30 D 18 H 30
1 pcs | 1xE14 | Max 40W | Rec. L176/L200







OMEGA
by GL Design Studio




2610-65



2610-11




2410-65




2410-11

OMEGA 35
Metal | W 35 D 35 H 15
4 pcs | 1xE27 | Max 60W | Rec. E112
N.B. wall mounting set included


OMEGA 15
Metal | W 15 D 15 H 7
1 pcs | 1xE14 | Max 40W | Rec. L201/L175



2510-65




2510-11




2510-02


New



2710-65



2710-11



2710-02

New

OMEGA 50
Metal | W 50 D 50 H 7
1 pcs | 1xE27 | Max 60W | Rec. E112/L210

85



OMEGA
by GL Design Studio

New

2310-65

2310-11

2310-02

OMEGA
Metal | W 70 D 7 H 55
1 pcs | Int. LED 4,18W
N.B. not dimmable

OMEGA wall lamp is divided into two pieces, with three pleated plates with lighting behind, and two extra pleated plates that you can place where you want, either you build it on the length or at the height.

NERO
by Joakim Thedin



4431-02

4431-06

4431-11

NERO
Metal | W 13 D 13 H 19
6 pcs | 1xE27 | Max 60W | Rec. L221/L194

NERO

Nero is a neat mini pendant with a strong graphic expression. It fits perfectly to hang several in a row over the kitchen island, bar, or by itself in a window. Combine it with a light source of your choice, the bulb is not included.








RAY

by Patrick Hall

New



2680-08

2680-02

2680-65





2680-11

RAY

Metal | W 60 D 60 H 20

1 pcs | 1xE27 | Max 60W | Rec. EI 12/L210

New



2579-08

2579-02

2579-65





2579-11

RAY 45

Metal | W 45 D 45 H 15-25

1 pcs | 1xE27 | Max 60W | Rec. EI 12/L210

New



2580-08

2580-02

2580-65

2580-11

RAY 70


Metal | W 70 D 70 H 23-36

1 pcs | 1xE27 | Max 60W | Rec. EI 12/L210

91



RAY
by Patrick Hall



2780-11

RAY 115
Metal/Glass | W 115 D 115 H 55
1 pcs | 1xE27 | Max 60W | Rec. L43

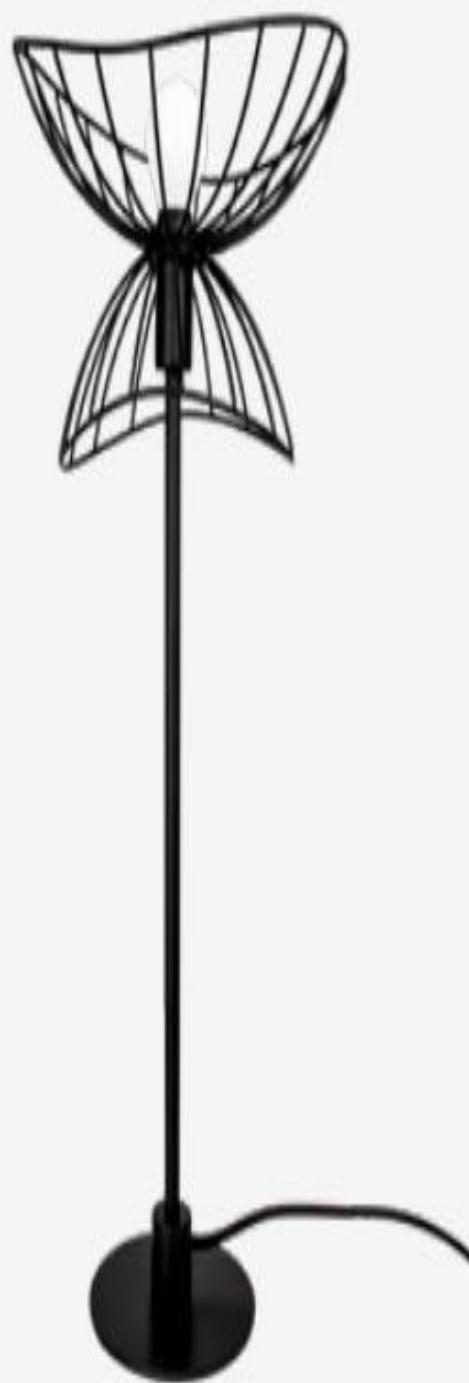


2480-65

RAY 16
Metal | W 16 D 16 H 16
1 pcs | 1xE14 | Max 40W | Rec. L175



2480-11




2280-11

RAY
Metal | W 25 D 25 H 47
4 pcs | 1xE14 | Max 40W | Rec. L222/L223



2080-11

RAY
Metal | W 60 D 60 H 160
1 pcs | 1xE27 | Max 60W | Rec. E112



ROCCIA
by Joakim Thedin



2212-08



2212-11



2212-65

ROCCIA
Metal/Glass | W 25 D 18 H 17
6 pcs | 1xG9 | Max 28W | Rec. L54/E54

ROCCIA

Roccia is a neat table lamp that suits well on a sideboard or in the bookshelf. The glass globe rests in a metal lamp base, which creates a modern expression.

VOLANG
by GL Design Studio



2513-08


2513-10

2513-11

VOLANG 50
Metal | W 50 D 50 H 21
1 pcs | 1xE27 | Max 60W | Rec. E112/L210

VOLANG

Volang with its wavy and soft shape that meets the hard metal creates an interesting expression. This diverse lamp can be perceived differently from different angles, which makes an interesting illusion.



ICON is a neat table lamp.
The lamp shade can be angled,
which makes it perfect as a
reading lamp on your desk.



ICON



2190-02

2190-08

New



2190-65

2190-11

ICON

Metal | W 18 D 18 H 36

4 pcs | 1xG9 | Max 42W | Rec. L54

New

CUBOZA
by Roger Persson



6444-55



6444-06



6444-16



6444-03

CUBOZA 20
Glass/Metal | W 20 D 20 H 38
4 pcs | 1xE14 | Max 40W | Rec. L160

CUBOZA is like an organism that lives deep in the blue, where it lights up with the right energy in a light-poor existence. Cuboza is a neat pendant that consists of two glasses and contrasting matt black metal. The inner matt white glass that covers the light source floats inside an outer glass that is mouth-blown in a tinted colour.





BOWL



6416-06 6416-55 6416-08

BOWL 15

Glass/Metal | W 15 D 15 H 18
4 pcs | 1xE14 | Max 40W | Rec. L160/L201



6516-06 6516-55 6516-08

BOWL 28

Glass/Metal | W 28 D 28 H 32
1 pcs | 1xE27 | Max 60W | Rec. L143/L203

RITZ



6635-55



6635-54



6635-63

RITZ

Glass/Metal | W 25 D 25 H 26
4 pcs | 1xE27 | Max 60W | Rec. L202/LI43



6735-55



6735-51



6735-08



6735-54



6735-03




6735-04



6735-56

RITZ

Glass/Metal | W 25 D 25 H 22
4 pcs | 1xE27 | Max 60W | Rec. L202/LI43



RAINBOW & BALLOON
by GL Design Studio



I343-00

I343-06

RAINBOW
Veneer/Wood | W 25 D 4 H 19
10 pcs | Int. LED 4,5W



I312-08

I312-04

I312-10

BALLOON
Veneer/Ash wood | W 25 D 4 H 35
6 pcs | Int. LED 6W
N.B. not dimmable





ASTRID
by GL Design Studio



2729-65

ASTRID 50
Metal/Glass | W 50 D 50 H 28
1 pcs | 6xE14 | Max 40W | Rec. L167



2829-65

ASTRID 85
Metal/Glass | W 85 D 50 H 28
1 pcs | 8xE14 | Max 40W | Rec. L167



2229-52

ASTRID
Metal | W 13 D 13 H 41
8 pcs | 1xE14 | Max 40W | Rec. L160



2229-53

ASTRID
Metal | W 14 D 13 H 50
6 pcs | 1xE14 | Max 40W | Rec. L160/L213



2229-65

ASTRID
Metal | W 21 D 21 H 130
1 pcs | 1xE27 | Max 60W | Rec. L143/L211



2429-65

ASTRID 20
Metal/Glass | W 20 D 20 H 40
4 pcs | 1xE14 | Max 40W | Rec. L167



2329-65

ASTRID
Metal | W 14 D 13 H 50
6 pcs | 1xE14 | Max 40W | Rec. L160/L213



2529-65

ASTRID 40
Metal/Glass | W 40 D 40 H 60
1 pcs | 1xE27 | Max 60W | Rec. L143



2229-52

ASTRID
Metal | W 13 D 13 H 41
8 pcs | 1xE14 | Max 40W | Rec. L160



2229-53

ASTRID
Metal | W 14 D 13 H 50
6 pcs | 1xE14 | Max 40W | Rec. L160/L213



2229-65

ASTRID
Metal | W 21 D 21 H 130
1 pcs | 1xE27 | Max 60W | Rec. L143/L211



2329-65

ASTRID
Metal | W 14 D 13 H 50
6 pcs | 1xE14 | Max 40W | Rec. L160/L213



2029-65

ASTRID
Metal | W 21 D 21 H 130
1 pcs | 1xE27 | Max 60W | Rec. L143/L211

*Sold without lamp shade,
complete with shade Alice.*



GRACE



2359-52

2359-63

2359-11

GRACE





Metal | W 10 D 17 H 50
6 pcs | 1xE27 | Max 60W | Rec. E112/E110

GRACE

Grace wall lamp is made of lacquered metal with a 200 cm transparent cable with switch. Available in chrome, brass and black.



HUBBLE
by Patrick Hall






4233-08

4233-02

4233-65

4233-11

HUBBLE READ
Metal | W 33 D 16 H 45
4 pcs | 1xGU10 | Max 28W | Rec. L199/L119



4033-08

4033-65

4033-11

HUBBLE
Metal | W 65 D 20 H 140
4 pcs | 1xGU10 | Max 28W | Rec. L199/L119

HUBBLE
by Patrick Hall



4833-11



4633-11



4833-65



4633-65



4833-08



4633-08

HUBBLE 3 Long
Metal | W 80 D 13 H 20
4 pcs | 3xGU10 | Max 28W | Rec. L199/L198

HUBBLE 3
Metal | W 25 D 25 H 16
4 pcs | 3xGU10 | Max 28W | Rec. L199/L198

HUBBLE
by Patrick Hall

New



4433-02 4433-11 4433-65

HUBBLE 22
Metal | W 5,5 D 5,5 H 22
16 pcs | 1xE14 | Max 40W | Rec. L190/L118



4832-08



4832-02



4533-02 4533-11 4533-65

HUBBLE 38
Metal | W 5,5 D 5,5 H 38
8 pcs | 1xE14 | Max 40W | Rec. L190/L118



4832-11



4832-65

HUBBLE 2
Metal | W 35 D 6 H 12,5
6 pcs | 2xGU10 | Max 28W | Rec. L199/L119



HUBBLE
by Patrick Hall



4332-08 4332-11 4332-65

HUBBLE
Metal | W 6 D 20 H 12
6 pcs | 1xGU10 | Max 28W | Rec. L199/L119



4333-08 4333-02 4333-65 4333-11

HUBBLE
Metal | W 10 D 17 H 15
8 pcs | 1xGU10 | Max 28W | Rec. L199/L119

HUBBLE

Hubble is a functional and modern lamp series with its tubular ribbed shade in metal. The shade can be angled both vertically and horizontally so you can adjust the light spread the way you want.



CLARK

New



9817-65

9817-11

CLARK 2

Metal | W 36 D 10 H 14,5
6 pcs | 2xE27 | Max 40W | Rec. LI I 6



9317-18

9317-65

9317-11

CLARK 1

Metal | W 10 D 15 H 17
8 pcs | 1xE27 | Max 25W | Rec. LI I 6

SWAN
by Malin Lundmark



9315-08



9315-11

SWAN MINI

Metal | W 8 D 8 H 21
24 pcs | 1xGU10 | Max 28W | Rec. L119/L199



9314-11

SWAN

Metal | W 17,5 D 12 H 47
4 pcs | 1xGU10 | Max 28W | Rec. L119/L199



9214-08



9214-11

SWAN

Metal | W 29,5 D 12 H 53
4 pcs | 1xGU10 | Max 28W | Rec. L119/L199



SWAN
by Malin Lundmark



9615-11



9614-11




9615-08



9614-08

SWAN 5
Metal | W 153 D 6 H 15
6 pcs | 5xGU10 | Max 28W | Rec. L198/L199

SWAN 3
Metal | W 90 D 6 H 15
6 pcs | 3xGU10 | Max 28W | Rec. L198/L199



9014-08

9014-11

SWAN
Metal | W 33 D 12 H 126
2 pcs | 1xGU10 | Max 28W | Rec. L119/L199





BATHROOM

We believe it is essential to have functional and good lighting in the bathroom that also becomes an eye-catching detail. Whether you visit the bathroom at night or in daylight, the armature should transform your mood. We have modern and traditional bathroom lamps for walls and ceilings that are all tested and approved for bathroom use.



New

TORRANO
by Patrick Hall



TORRANO 13 IP44
Marble/Glass | W 13 D 13 H 11,5
4 pcs | 1xG9 | Max 8W | IP44 | Rec. L58

TORRANO

Torrano in solid marble becomes a beautiful detail in the room. This lamp is made of marble and has a matt white glass that you screw on. The lamp is IP44-classified, which means that it can withstand being in humid environments such as bathrooms. It can also be used both on the wall and in the ceiling. Use it next to the mirror, in the ceiling or make your own exciting installation of several pieces on the wall.

CONTUR
by GL Design Studio



9913-11

CONTUR 25 IP44
Metal/Glass | W 25 D 25 H 38
1 pcs | 1xE27 | Max 60W | IP44 | Rec. L143



9912-11

CONTUR 15 IP44
Metal/Glass | W 15 D 19 H 25
4 pcs | 1xE14 | Max 40W | IP44 | Rec. L160





JUNI, ALLEY & ART DECO
by GL Design Studio | by Patrick Hall



6901-51 6901-08 6902-51 6902-08

JUNI IP44
Glass/Metal | W 20 D 20 H 32
4 pcs | 1x E27 | Max 60W | IP44 | Rec. L2 | 2/E1 | 2

JUNI IP44
Glass/Metal | W 24 D 13 H 33
4 pcs | 1x E14 | Max 40W | IP44 | Rec. L2 | 4



9907-51 9907-11 9905-51 9905-11

ALLEY IP44
Metal/Glass | W 20 D 20 H 33
8 pcs | 1x E27 | Max 60W | IP44 | Rec. L1 | 43

ALLEY I IP44
Metal/Glass | W 15 D 20 H 30
6 pcs | 1x E27 | Max 40W | IP44 | Rec. L1 | 43

New



6941-02 6941-18 6941-65 6941-56 6941-11

ART DECO IP44
Metal/Glass | W 16 D 16 H 18
6 pcs | 1x G9 | Max 8W | IP44 | Rec. L5 | 8



OUTDOOR

Bringing light outdoors creates a pleasant atmosphere when the sun is setting and night comes. Light up your garden, balcony or terrace with a piece from our range of outdoor lighting. They are all tested and approved for outdoor use.

SANDHAMN



9900-08

9901-08

9903-08

SANDHAMN 28 IP44

Polyresin/Sand
W 28 D 28 H 26
1 pcs | 1xE14 | Max 25W
Rec. L167 | IP44 | 3 m cable

SANDHAMN 35 IP44

Polyresin/Sand
W 35 D 35 H 32
1 pcs | 1xE14 | Max 25W
Rec. L167 | IP44 | 3 m cable

SANDHAMN 50 IP44

Polyresin/Sand
W 50 D 50 H 46
1 pcs | 1xE27 | Max 25W
Rec. L143 | IP44 | 3 m cable

SANDHAMN


Sandhamn is inspired by nature and it is IP44 rated, which means that it can withstand water splashes and larger particles such as sand grains. Hence, it fits well outdoors and is a nice mood lighting with its ribbed pattern.





KOSTER

by Malin Lundmark



9943-11

9944-11

KOSTER 45 IP44

Metal | W 34,7 D 34,7 H 45
1 pcs | Integrated LED 3W
IP44 | 5 m cable

KOSTER 60 IP44

Metal | W 38,4 D 38,4 H 60
1 pcs | Integrated LED 3W
IP44 | 5 m cable

KOSTER

Koster is a graphic lamp that is IP44 rated, which means that it can withstand water splashes and larger particles such as sand grains. Hence, it fits well outdoors and contributes to a magical atmosphere with the shadow play that occurs when the light source is lit and directed down to the ground.



BORNEO & BALI
by GL Design Studio



1541-20

BORNEO 43 (SHADE)

Rattan/Linen | W 43 D 43 H 26
1 pcs | 1xE27 ring bracket | Rec. L204
(Suspension/Light source excluded)



1540-20

BALI 35 (SHADE)

Rattan | W 35 D 35 H 24
1 pcs | 1xE27 ring bracket | Rec. L204
(Suspension/Light source excluded)



1741-20

BORNEO 55 (SHADE)

Rattan/Linen | W 55 D 55 H 35
1 pcs | 1xE27 ring bracket | Rec. L204
(Suspension/Light source excluded)



1740-20

BALI 50 (SHADE)

Rattan | W 50 D 50 H 34
1 pcs | 1xE27 ring bracket | Rec. L204
(Suspension/Light source excluded)

*The lamp shades can be hung outdoors, but
please note that weather and wind can naturally
change the appearance of natural materials.*

New

Fiji & UMFORS

by Malin Lundmark | by GL Design Studio



9910-10

UMFORS 40 IP44

Polyresin/Sandstone
W 40 D 40 H 51
1 pcs | 1xE27 | Max 40W
Rec. L143 | IP44 | 3 m cable



9911-10

UMFORS 50 IP44

Polyresin/Sandstone
W 50 D 50 H 30
1 pcs | 1xE27 | Max 40W
Rec. L143 | IP44 | 3 m cable



1148-20

Fiji 25

Rattan/Stretch Fabric
W 25 D 25 H 25,5
1 pcs | 1xE27 ring bracket | Rec. L203
(Suspension/Light source excluded)



1046-20

Fiji 38

Rattan/Stretch Fabric
W 38 D 38 H 47
1 pcs | 1xE27 ring bracket | Rec. L203
(Suspension/Light source excluded)



1048-20

Fiji 45

Rattan/Stretch Fabric
W 45 D 45 H 66
1 pcs | 1xE27 ring bracket | Rec. L203
(Suspension/Light source excluded)

UMFORS is a tribute to a village in the Swedish Lappland mountains that is very close to the designer's, Malin Lundmark's heart. The lamp is made of a mixture consisting of sandstone and polyresin, which gives it a vibrant character. The round top part symbolizes the ice in Umfors, which often in winter becomes one meter thick, and the lower concrete coloured part symbolizes the mountains.





HOLIDAY COLLECTION

We felt that it was high time for us to contribute with a Holiday Collection that will feel both trendy and classic. Lamps that can be picked up during the upcoming winters and several years ahead. Let us therefore present the lamp series Karin and Natale.



KARIN
by GL Design Studio



1746-20



1746-06

KARIN 70
Rattan | W 70 D 8 H 70 | 1 pcs
1xE14 | Max 40W | Rec. L117



1546-20



1546-06

KARIN 45
Rattan | W 45 D 8 H 45 | 1 pcs
1xE14 | Max 40W | Rec. L117

NATALE
by Patrick Hall



6150-08



6150-63

NATALE 3
Metal | W 30 D 8 H 50 | 1 pcs
3xE10 | Max 3W | Lightsource included



6250-08



6250-63

NATALE 5
Metal | W 46 D 8 H 50 | 1 pcs
5xE10 | Max 3W | Lightsource included





SS22

The SS22 Collection has great inspiration from the 60s with soft and playful shapes and dull colours. This, together with elements inspired by nature and the countryside, will be found in several of our new products.

The key materials in the collection are stained wood, cotton threads, linen, matt ceramics and solid stone, such as travertine and tinted glass. These materials have been used in different colour schemes and come in nuances such as brown, terracotta, mud and green.

Worth noting is the new lamp series Mammut with its chubby legs and oversized glass, the pendant Cuboza by Roger Persson with its tinted glass, and that our popular series Torrano now is available in grey marble.

New



5203-02
MAMMUT 28



5203-06
MAMMUT 28



5203-11
MAMMUT 28



6444-55
CUBOZA 20



6444-06
CUBOZA 20



7218-06
ANNA 35



6444-16
CUBOZA 20

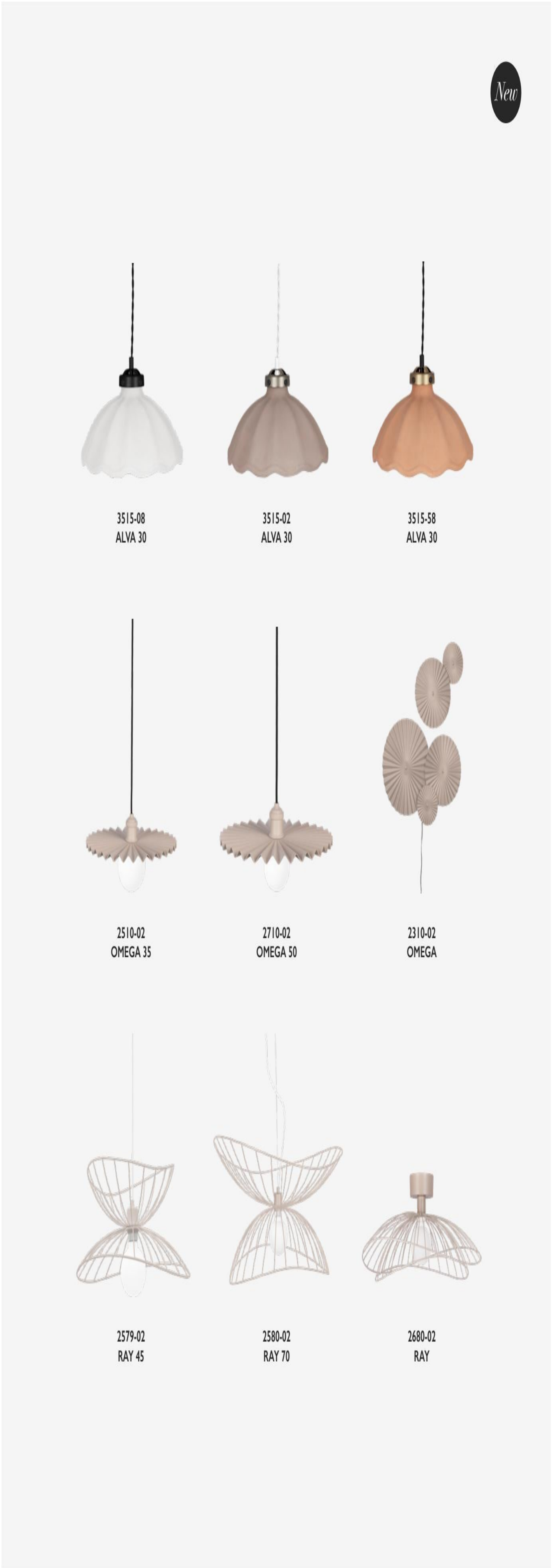


6444-03
CUBOZA 20



4234-03
CANNES





New



4832-08
HUBBLE 2



4832-02
HUBBLE 2



4832-65
HUBBLE 2



4832-11
HUBBLE 2



9817-65
CLARK 2



9817-11
CLARK 2



2190-65
ICON



6713-55
COBBLER 3



6713-56
COBBLER 3

New



9910-10
UMFORS 40



9911-10
UMFORS 50



1148-20
FIJI 25



1046-20
FIJI 38



1048-20
FIJI 45

FIJI

FIJI is as beautiful indoors as outdoors. It needs to be supplemented with an IP44 certified cable to reach safe outdoor use.

New



4426-02
DISC 22



4526-02
DISC 40



4326-02
DISC




7847-08
OLIVIA 30




7848-08
OLIVIA 35



6941-02
ART DECO IP44



1147-06
WILLOW 38



1247-06
WILLOW 48



6222-11
CONTUR 20

New



5905-08
TORRANO 13 IP44



5905-06
TORRANO 13 IP44



5905-11
TORRANO 13 IP44



5405-10
TORRANO 15



5505-10
TORRANO 30



5205-10
TORRANO



5005-10
TORRANO





ENTIRE PRODUCT RANGE

Are you curious to know more about our design and full product range, please visit www.globenlighting.com

On our website you can also find accessories such as lamp shades, bulbs and suspensions.

