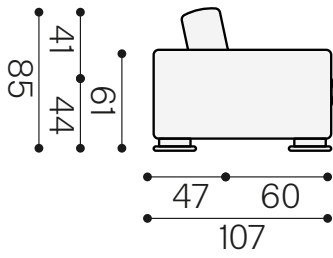
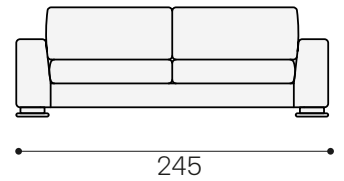
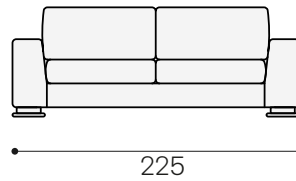
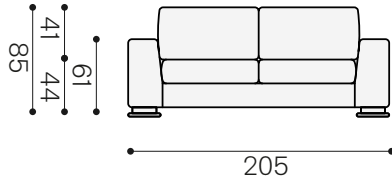


Gregor coll.ne DESIGN

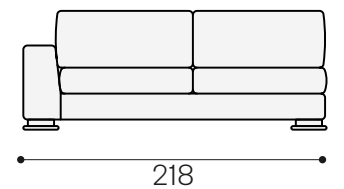
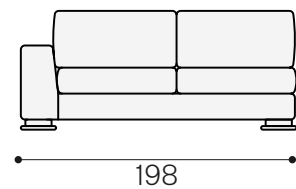
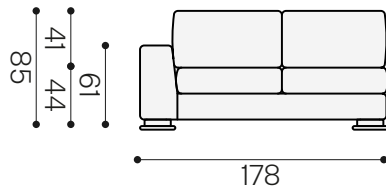
Completamente sfoderabile



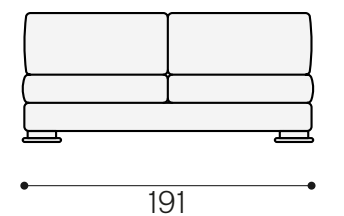
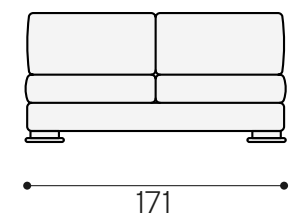
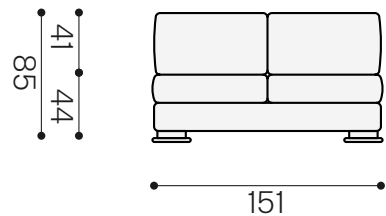
Divani fissi



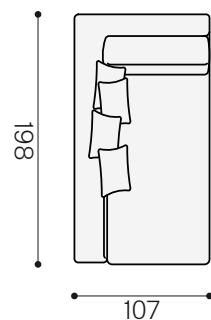
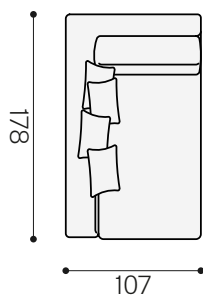
Elementi laterali



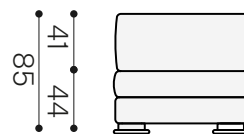
Elementi centrali



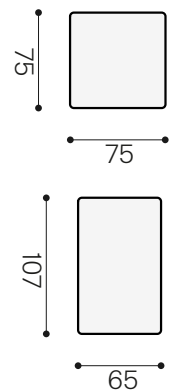
Dormeuse



Panchetta



Pouf



caratteristiche tecniche

- struttura: In agglomerato di legno e masselli d'abete rivestito in espanso da 8 mm e vellutino accoppiato. Fondo a cinghie elastiche intrecciate
- seduta: In poliuretano espanso indeformabile e fibra di poliestere con rivestimento in tela di cotone
- schienale: cuscini bifacciali in misto piuma in camere separate e rivestiti in tela di cotone
- braccioli: in misto piuma rivestiti in tela di cotone.
- versioni: NON componibile - componibile - SENZA letto

100% MADE IN ITALY

